

.Trasteel WEAR PARTS

H&L



Trasteel
ELITE

DIENTES / TEETH
PHD / V / TU

-  Mayor Rendimiento
Better Performance
-  Mayor Durabilidad
Longer Wear-life
-  Mayor Penetración
Higher Penetration
-  Autoafilante
Self Sharpening
-  Diseño Elite
Elite Design
-  Aleación De Alta Calidad
High Quality Alloy



Fig. 1




Fig. 2

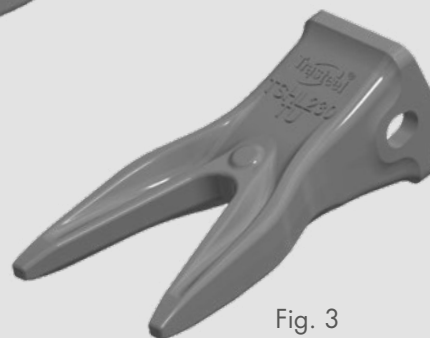
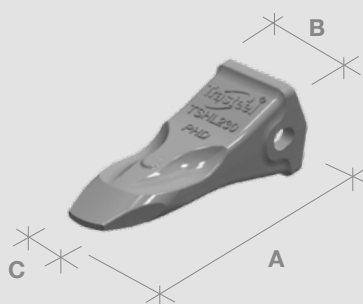


Fig. 3



Talla Size	Referencia Reference	Peso Weight	A	B	C	Figura Figure	Alternativa Alternative OEM	Portadientes Adapters	Pasador Pin
	TSHL-230-PHD	1,4	170	59	-	1	230ST	2740-23 / 834-23	23PN
23	TSHL-230-V	1,3	180	58	5	2	23TL	2740-23 / 834-23	23PN
	TSHL-230-TU	1,5	178	58	89,9	3	23WTL	2740-23 / 834-23	23PN



DIENTES / TEETH ST & SP



Talla Size	Referencia Reference	Peso Weight	Portadientes Adapters	Pasador Pin
23	230ST	1,2	2740-23 / 834-23	23PN
23	230SP	1,2	2740-23 / 834-23	23PN
24	240SP	1,7	2740-24 / 3000-24	24PN

DIENTES / TEETH TL



Talla Size	Referencia Reference	Peso Weight	Portadientes Adapters	Pasador Pin
23	23TL	1,1	2740-23 / 834-23	23-PN
24	24TL	1,3	2740-24 / 3000-24	24-PN

DIENTES / TEETH WTL




Talla Size	Referencia Reference	Peso Weight	Portadientes Adapters	Pasador Pin
23	23WTL	1,2	2740-23 / 834-23	23-PN
24	24WTL	1,5	2740-24 / 3000-24	24-PN



.Trasteel
COMMODITY

PORTADIENTES / ADAPTERS

Portadientes / Adapters

Talla Size	Referencia Reference	Peso Weight	Figura Figure		Diente Tooth	Pasador Pin
23	2740-23	1,9	1	16 / 20 / 25	230-ST	23-PN
	834-23	1,6	2	16 / 20 / 25	230-ST	23-PN
24	2740-24	2,2	1	16 / 20 / 25	240-ST	24-PN
	3000-24	-	2	16 / 20 / 25	240-ST	24-PN